

九份山城逸境

Something Easy in Jiufen

- Contact Information
- Housing Information and Rule
- Transportation Information
- Map
- How to deposit your luggage in Ruifang Train station?
- Trains time table from Taipei to Ruifang
- Travel Link

九份山城逸境 Something Easy Inn

Address: 新北市瑞芳區基山街 195 號

Address: No.195, Jishan St., Ruifang Dist., New Taipei City 22448, Taiwan (R.O.C.)

Contact information:

Customer service line@: @ymm019x

Local phone number: 02-24969200

Customer service: Cindy :+886-905-369728 , Wechat : asdfg19850409

Miss Lin, the host for weekday: +886-919-988499 ,Wechat : A0919988499

Miss Liu, the host for weekend: +886-960-606410 ,Wechat : Shine-Liu_

email : somethingeasy195@gmail.com

Check in time: from 15:00 to 20:00. (for arriving late, please notify us in advance)

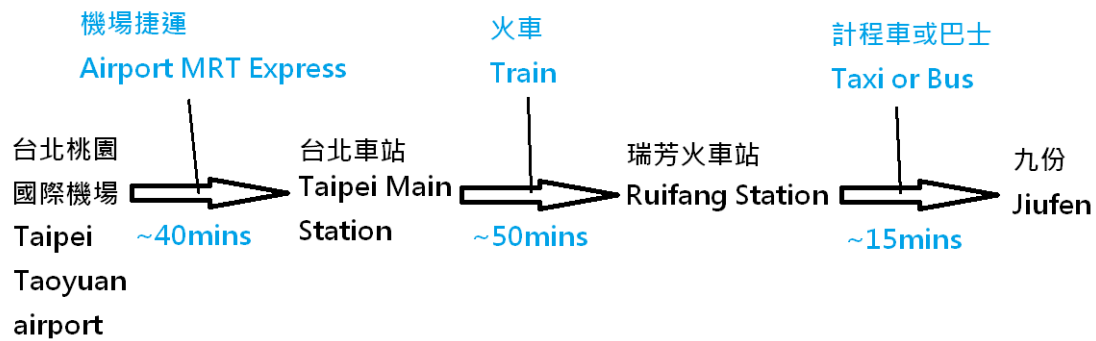
Check out time: check out before 11:00

Housing Information and Rule

Welcome to the 九份山城逸境. For your wonderful trip in Jiufen, please read the following information and the rules of the house, thank you.

- Check in time: from 15:00 to 20:00. If you will arrive late, please give me notice advance.
- Check out time: check out before 11:00
- For the safety and quality of housing , No pets and smoking in the house.
- Please check-in according to the number of booking. For the extra guest, it will charge 500NTD for people over 12 and 200NTD for people under 200NTD.
- We do not have parking lot. Parking information can be found in "Other Information".
- Please contact us before your arriving to reconfirm your time of arriving.
- On the fourth floor, there is a 24hrs Free Mini Bar. You can enjoy the complimentary bread, drinks, coffee, and dessert anytime you want.
- Some of the store in Jiufen close around 19:00 every day. It is not recommended late arrival.
- If you need a taxi reservation for next day, please notify us in advance or tell us when you check in.
- Jiufen is on the hill. It is recommended not to bring too much baggage with you.
- Because it is easy to leave mark on the wood furniture, please use mats when you drink hot tea.
- To keep the best living circumstance, smoking and gambling are not permitted in the place. Please do not take your pet here.

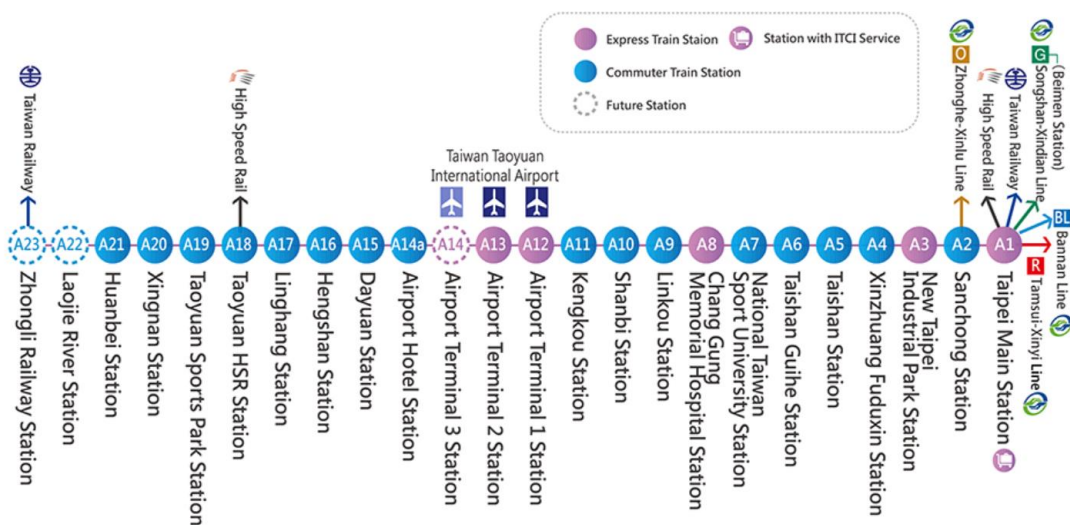
Transportation Information



1. From Taoyuan International Airport

for the more information of Airport MRT :

https://www.taoyuan-airport.com/english/taoyuan_metro



2. Go to Rueifang Train Station by train

Arriving Taipei Main Station or Taoyuan Train Station, visitors can buy tickets to Rueifang Train Station.

3. Please transfer to taxi of buses bound for "Keelung-Jinguashi" or "Taipei-Jinguashi" at "Rueifang Train Station" (recommend to put your big luggage in Ruifang train station)

For Taxi: You may take the taxi from Ruifang train station to “Jiufen elementary school” directly (250NTD per car). It only takes 2 mins by walking from Jiufen elementary school to my place.(Please take local

taxi due to the complex road in Jiufen area. You can show following to taxi driver “到九份國小,阿柑姨的迴轉道那裡”. If taxi driver do not understand please change to another taxi)

For Bus: (Please do not take the bus with too much luggage) Please turn left after going out of Rueifang Train Station and walk to the bus office in front of Rueifang police station for taking buses.



It take about 15 minutes for buses heading to the terminal from the bus stop. Please get off the bus at **Jiufen Old Street Stop**, where is also the destination for most passengers.

Or you can have more alternative transportation choices

In Taipei downtown, you can take MRT (Mass Rapid Transit) BanNan line(the blue line)and get off at "Zhongxiao Fuxing Station (BL15)" then go out from the 2nd exit to transfer the "Taipei-Jinguashi (1062)" bus. Please also get off at the same stop "Jiufen Old Street" Stop.

For detail and time table, please check following website:

<http://www.kl-bus.com.tw/content/routeContact.aspx?t=2&id=5>

Go		Return	
Taipei→Jinguashi		Jinguashi→Taipei	
From : Zhongxiao Fuxing Station		From : Jinguashi	
First 07 : 10		First 06 : 30	
Last 20 : 40		Last 21 : 30	
<hr/>		<hr/>	
Price: NT\$102		Price: NT\$102	
Travel Time: About 1.5~2 hours		Travel Time: About 1.5~2 hours	

4. How to get our place in Jiufen?

A.If you go to Jiufen by Taxi:

Ask the taxi driver to stop at “Jiufen Elementary School” and take 3mins walk to our place.

Get off at “Jiufen Elementary School” and walk straight. Follow the picture instruction showed as below:



Walking about 3mins and you will see our back entrance:



Ring the door bell and the host will be there. (please wait 1~2mins after ringing the bell) Thank you and welcome to our place.

*Taxi :

Taking a taxi from Ruifang train station to Jiufen charges NT\$250 (Driving time: 10 minutes).

Get off at Jiufen Elementary School

B.If you go to Jiufen by bus:

Walk along the Old Street for 8 to 15mins(depend on the crowd on the old street), and you will see our place.

Get off the bus, and go to the entrance of Jiufen Old Street. Enter to the old street showed as below:



Walk along the Old Street, your will see "賞茶點" store (No.195, Jishan Street).



Ring the door bell and the host will be there. (please wait 1~2mins after ringing the bell) Thank you and welcome to our place.

*Notes:

- Upon your arrival, please contact us to confirm your reservation.
- If you would like to check in after 18:00, please let us know in advance.
- Stores on the Jiufen Old Street will be closed around 19:00, so we suggest you be Jiufen earlier.
- Please deposit the large luggage at your hotel in Taipei or Rueifang train station before you come to Jiufen, the mountain area.

Map



How to deposit your luggage in Ruifang Train station?

Two Way to deposit your luggage in Ruifang train station:

1. Self-Service Locker
2. Baggage Service Room/Office(Recommended)

1. Self-Service Locker

Service Hour: 24hr

Service: Key

Fee: Medium locker NT50/per , Small Locker NT30/per , unlimited hour.

Location: Train station ticket hall

Size: Medium locker 40CM(W)*30CM(H) Small Locker 22CM(W)*30CM(H)



2. Baggage Service Room/Office (Recommended)

Service hour: 08:00 – 18:00 (for Pick up and deposit service hour)

Service: Deposit luggage in baggage room (can be overnight) Fee: luggage size < 100cm NT30/day; 101~150cm NT50/day; >151 NT70/day charge one day more for overnight (Please check the fee with officer there)






























Location: Turn right when out of ticket hall (face to road and turn right)







Size: unlimited



Train(s) time table from Taipei to Ruifang (Must double check on following website)

http://163.29.3.92/twrail/EN_QuickSearch.aspx

Train Type	Train Code	Via	Original→Dest	Departure	Arrival	Estimated Time	Remark
Local Train	4128	-	Shulin→Suao	05:28	06:14	00h46m	 Runs Daily.
Local Train	4138	-	Zhongli→Suao	06:21	07:12	00h51m	 Runs Daily.
Tze-Chiang Limited Express	204	-	Shulin→Hualien	06:25	07:04	00h39m	
Local Train	1112	-	Beihu(China University of Technology)→Ruifang	06:56	07:43	00h47m	 Runs Daily.
Tze-Chiang Limited Express	272	-	Zhunan→Hualien	07:28	08:10	00h42m	   Runs Daily.
Local Train	4148	Mountain Line	Miaoli→Suao	07:35	08:23	00h48m	 Runs Daily.
Local Train	1120	-	Hsinchu→Fulong	07:52	08:53	01h01m	 Runs Daily.
Local Train	4154	-	Shulin→Suao	08:25	09:24	00h59m	 Runs Daily.
Local Train	4026	-	Yingge→Suaoxin	08:40	09:16	00h36m	 Runs Daily.
Local Train	1126	-	Hsinchu→Ruifang	08:53	09:47	00h54m	 Runs Daily.
Tze-Chiang Limited Express	212	-	Shulin→Hualien	09:00	09:35	00h35m	   Runs Daily.
Local Train	4162	-	Shulin→Suao	09:25	10:23	00h58m	 Runs Daily.
Local Train	1138	-	Hsinchu→Ruifang	09:49	10:45	00h56m	 Runs Daily.
Chu-Kuang Express	642	-	Shulin→Taitung	10:11	10:57	00h46m	   Runs Daily.
Local Train	4172	-	Shulin→Suao	10:17	11:10	00h53m	 Runs Daily.
Local Train	4174	-	Shulin→Houtong	10:40	11:33	00h53m	 Runs Daily.
Puyuma	422	-	Shulin→Taitung	10:53	11:25	00h32m	   Runs Daily.
Local Train	4178	-	Shulin→Suao	11:20	12:09	00h49m	 Runs Daily.
Chu-Kuang Express	624	-	Shulin→Hualien	11:54	12:35	00h41m	   Runs Daily.
Local Train	4028	-	Shulin→Shuangxi	12:09	12:51	00h42m	 Runs Daily.

Local Train	4182	-	Shulin→Suao	12:32	13:21	00h49m	 Runs Daily.
Taroko	228	-	Shulin→Zhixue	13:07	13:39	00h32m	   Runs Daily.
Local Train	4188	-	Shulin→Suao	13:28	14:17	00h49m	 Runs Daily.
Local Train	1182	-	Hsinchu→Ruifang	14:04	14:53	00h49m	 Runs Daily.
Local Train	4030	-	Shulin→Suao	14:30	15:04	00h34m	 Runs Daily.
Local Train	4198	-	Shulin→Suao	14:37	15:25	00h48m	 Runs Daily.
Local Train	1192	-	Hsinchu→Ruifang	15:11	15:59	00h48m	 Runs Daily.
Local Train	4208	-	Shulin→Suao	15:47	16:39	00h52m	 Runs Daily.
Tze-Chiang Limited Express	172	Mountain Line	Chaozhou→Hualien	15:53	16:32	00h39m	   Runs Daily.
Local Train	4216	-	Shulin→Nanao	16:21	17:13	00h52m	 Runs Daily.
Chu-Kuang Express	562	Coast Line	Chaozhou→Hualien	17:10	17:49	00h39m	  Runs Daily.
Local Train	4224	-	Shulin→Yilan	17:18	18:07	00h49m	 Runs Daily.
Tze-Chiang Limited Express	176	Mountain Line	Kaohsiung→Ruifang	17:55	18:39	00h44m	 
Local Train	4232	-	Shulin→Suao	18:01	18:55	00h54m	
Local Train	1226	-	Yangmei→Fulong	18:23	19:10	00h47m	 Runs Daily.
Tze-Chiang Limited Express	246	-	Shulin→Hualien	18:40	19:16	00h36m	  Runs Daily.
Local Train	4052	-	Hukou→Hualien	19:15	20:01	00h46m	 Runs Daily.
Local Train	4240	-	Yingge→Nanao	19:44	20:31	00h47m	 Runs Daily.
Chu-Kuang Express	612	-	Shulin→Suao	20:05	20:50	00h45m	 
Local Train	4244	-	Shulin→Suao	20:23	21:12	00h49m	 Runs Daily.
Puyuma	252	-	Shulin→Shoufeng	20:40	21:15	00h35m	   Runs Daily.
Chu-Kuang Express	556	Coast Line	Chaozhou→Hualien	20:56	21:39	00h43m	  
Local Train	4248	-	Shulin→Yilan	21:30	22:23	00h53m	 Runs Daily.
Local Train	1262	Mountain Line	Miaoli→Ruifang	22:13	23:03	00h50m	 Runs Daily.
Local Train	4252	-	Shulin→Yilan	22:45	23:32	00h47m	  Runs Daily.

Travel Information Link

- Taiwan Tourist Shuttle - Golden Fulong
<http://www.gold-fulong.com.tw/en/Default.aspx>
- Guide Of Jiufen Taiwan
<https://www.karlaroundtheworld.com/jiufen/>